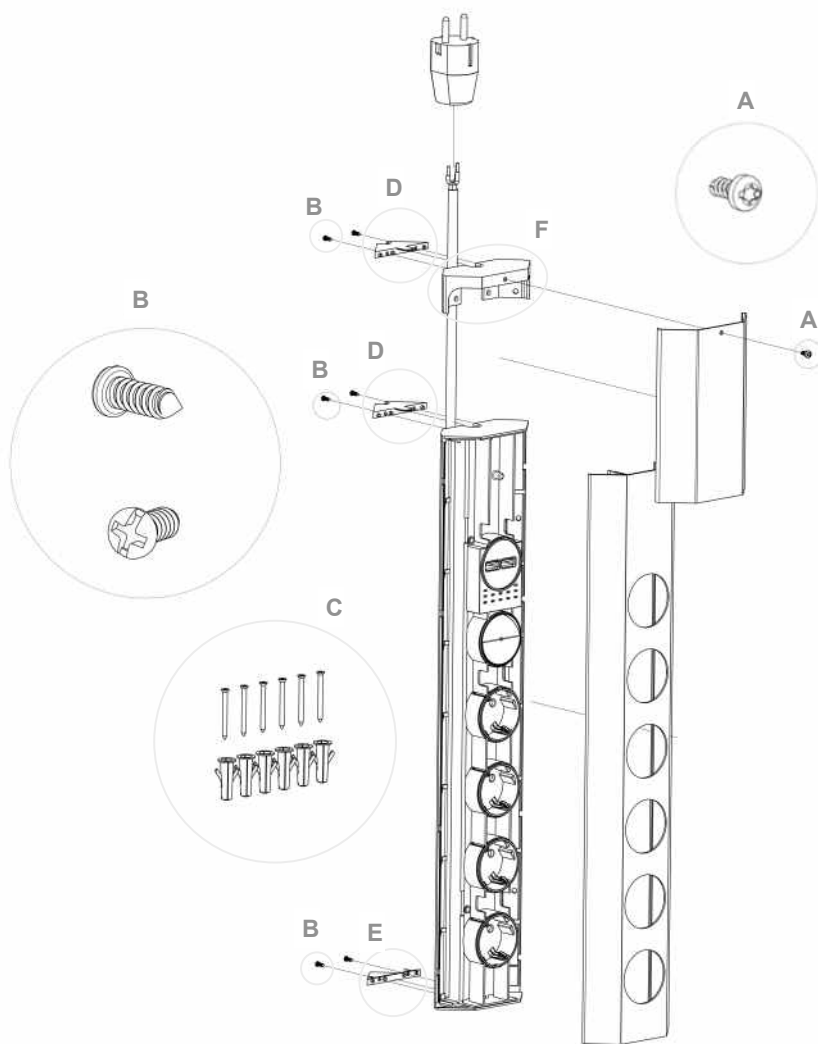


DE Montageanleitung
EN Mounting instructions
FR Instructions de montage
ES Instrucciones de montaje
RO Instrucțiuni de montare
IT Istruzioni per l'installazione



Spannungsfrei montieren und demontieren!

Volt-free mounting and dismantling!

Montage et démontage hors tension électrique!

Montar y desmontar sin voltaje!

A nu se monta și demonta cât timp se află sub tensiune electrică!

Montaggio senza tensioni e smontare!

DE Hinweis!

Installation, Anschluss und Inbetriebnahme nur durch Elektrofachkraft (nach IEC60050; IEV195-04-01) mit einschlägigen elektrotechnischen Kenntnissen und Erfahrungen!

Durch eine unsachgemäße Installation gefährden Sie:

- Ihr eigenes Leben
- Das Leben der Nutzer der elektrischen Anlage

Mit einer unsachgemäßen Installation riskieren Sie schwere Sachschäden, z.B. durch Brand. Es droht für Sie die persönliche Haftung bei Personen- und Sachschäden.

EN Please note!

Installation, connection and commissioning only done by a qualified person (according to IEC60050; IEV195-04-01) with respective electrotechnical skills and experience!

Inappropriate installation leads to:

- danger to life
- danger to life of users of the electrical installation

With improper installation you risk heavy material damage e.g. through fire. In case of an unproper installation, Bachmann can't be held liable in case of damage of persons and material assets.

FR Avertissement!

L'installation, le raccordement ainsi que la mise en service doivent être effectués uniquement par une personne qualifiée, ayant des compétences électrotechniques et de l'expérience dans ce domaine (selon les normes IEC60050 & IEV195-04-01).

Une installation inadéquate peut mettre en danger:

- La vie des installateurs électriques
- La vie des utilisateurs de l'installation électrique

Une mauvaise installation peut engendrer des dégâts matériels lourds, ainsi que des risques graves, d'incendies notamment. Dans un cas de mauvaise installation, Bachmann ne peut pas être tenu responsable de dommages corporels ou de biens matériels.

ES Nota importante!

Montaje y puesta en marcha debe ser realizado por un electricista especializado (conforme a IEC60050; IEV195-04-01) con amplios conocimientos y experiencia!

La instalación incorrecta pondrá en peligro:

- Su propia vida
- La vida de los usuarios del sistema eléctrico.

Una instalación incorrecta puede causar daños materiales graves, por ejemplo debido a incendios. Usted sería el responsable en caso de daños materiales o personales.

RO Nota!

Instalarea, conectarea și punerea în funcție trebuie să fie făcută doar de personal calificat (conform cu IEC60050; IEV195-04-01) având cunoștințe de electrotehnică și experiență în domeniu.

Instalarea inadecvată duce la:

- pericol de moarte pentru instalator
- pericol de moarte pentru utilizatorii instalației electrice

Instalarea inadecvată poate duce la mari stricăciuni ca de exemplu incendiu. În cazul instalării inadecvate, Bachmann nu poate fi făcut responsabil pentru rănirea de persoane și deteriorarea de bunuri materiale.

IT NOTA!

L'installazione va eseguita solo da persone con conoscenze ed esperienze elettrotecniche pertinenti! *)

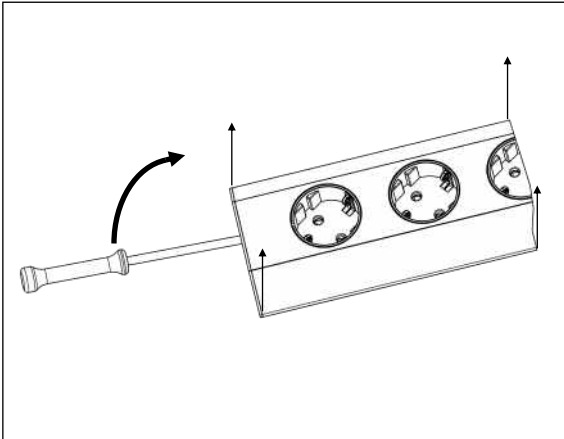
Un'installazione non a norma comporta i seguenti pericoli:

- pericolo per la propria vita,
- pericolo per la vita dell'utente dell'impianto elettrico.

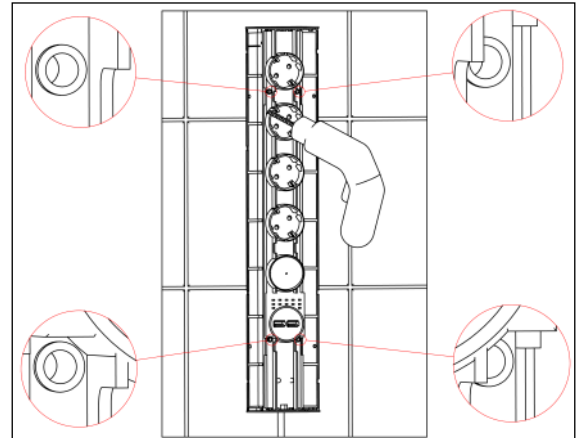
Un'installazione non a norma comporta il rischio di gravi danni materiali, ad es. causati da incendio. Si rischia la responsabilità personale.

- DE Montage an einer **Wand**
 EN Mounting on a **wall**
 FR Montage sur un **mur**
 ES Montaje en una **pared**
 RO Montarea pe un **perete**
 IT Montaggio a **parete**

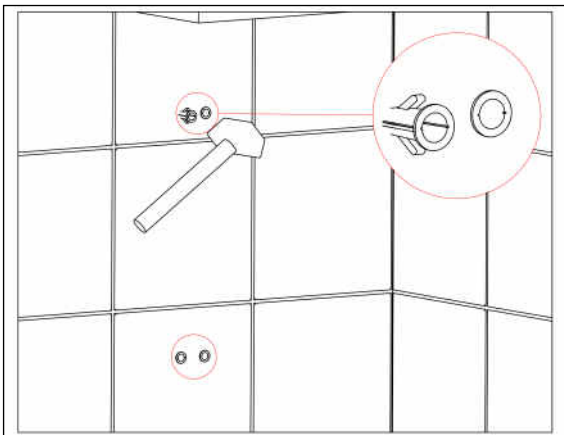
1



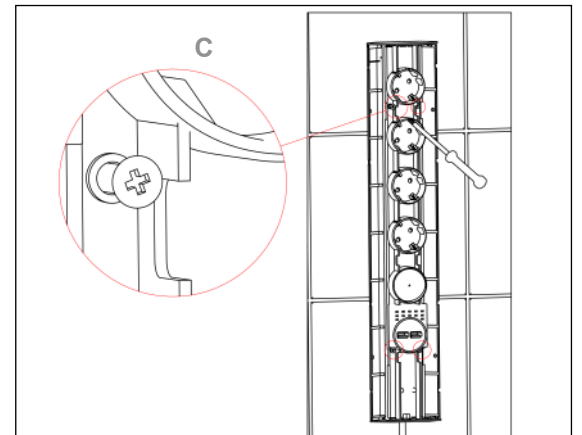
2



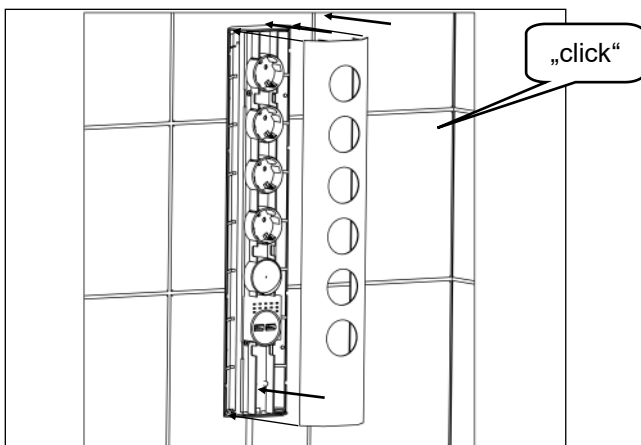
3



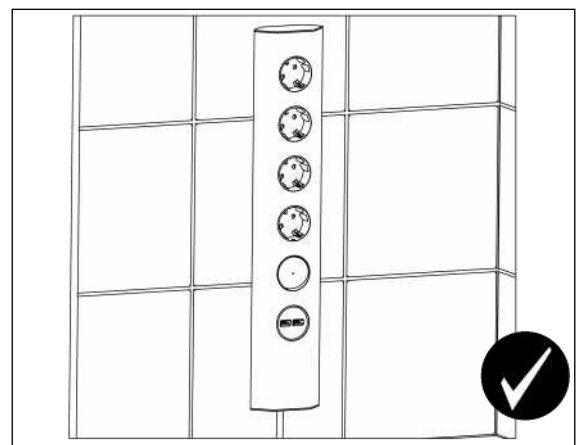
4



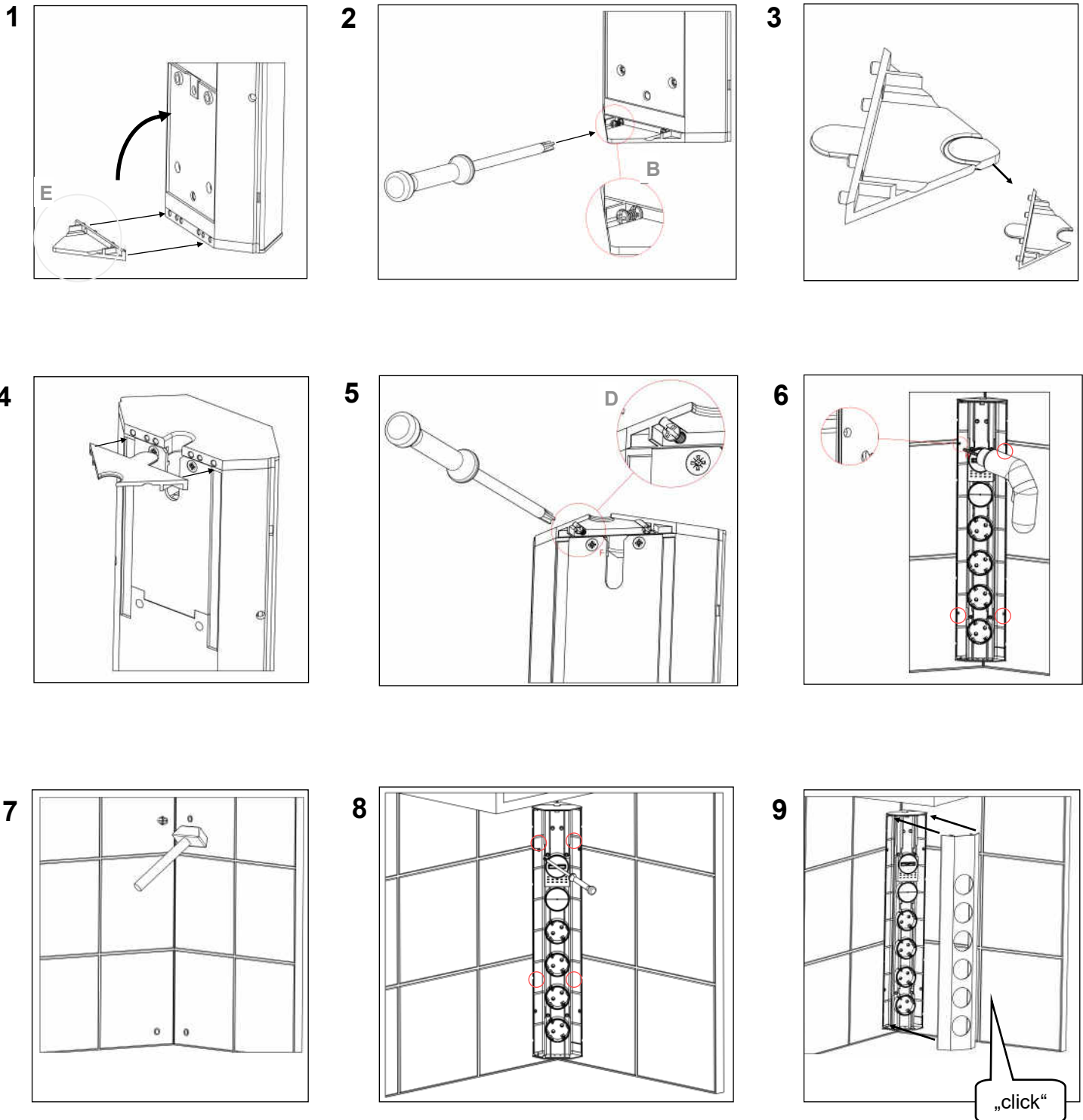
5



6

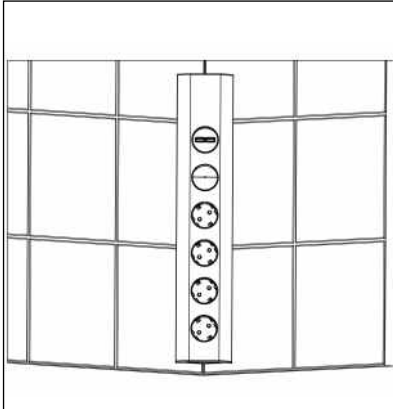


- DE Montage in einer **Ecke**
 EN Mounting in a **corner**
 FR Installation dans un **coin**
 ES Instalación en un **rincón**
 RO Instalare într-un **colț**
 IT Installazione in un **angolo**

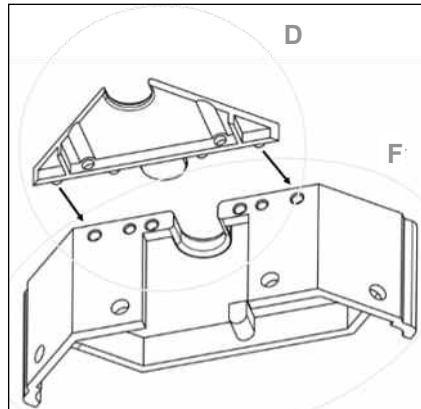


- DE Montage in einer **Ecke**
 EN Mounting in a **corner**
 FR Installation dans un **coin**
 ES Instalación en un **rincón**
 RO Instalare într-un **colț**
 IT Installazione in un **angolo**

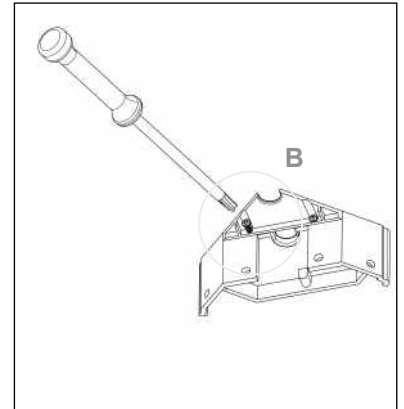
10



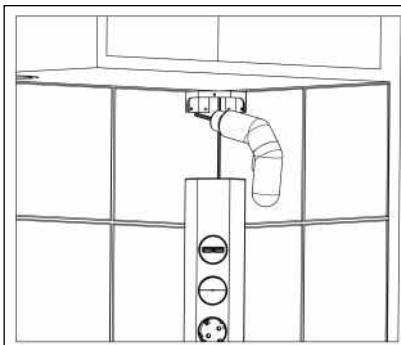
11



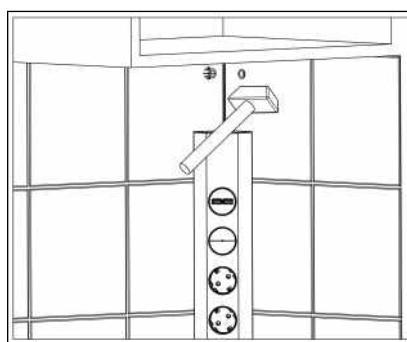
12



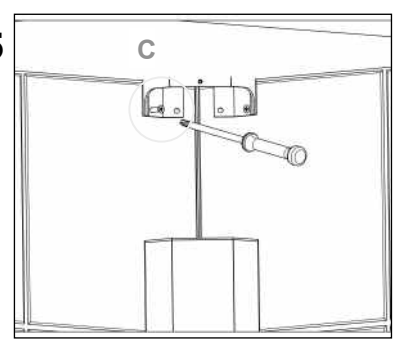
13



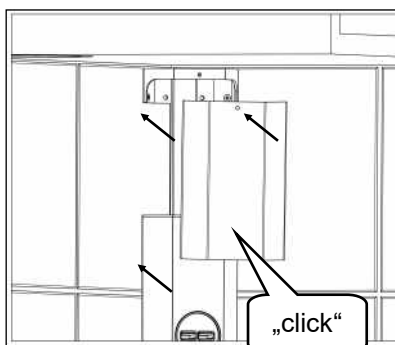
14



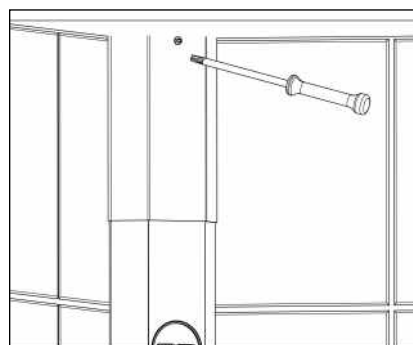
15



16



17



18

